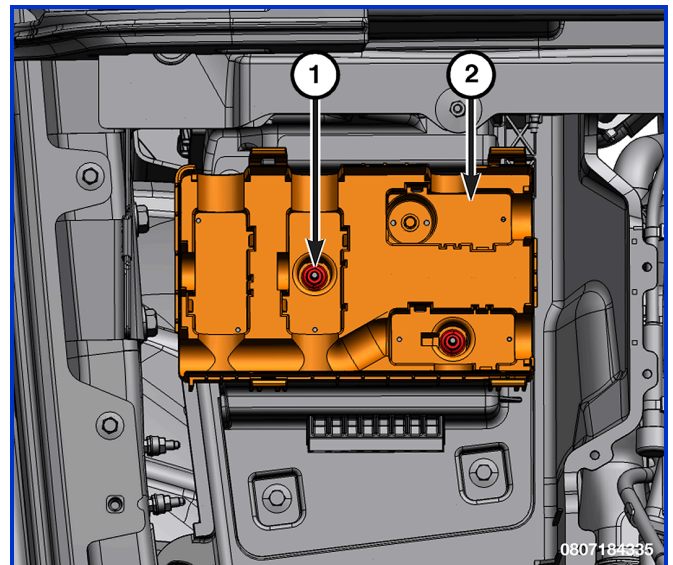


08 - Electrical / 8F - Engine Systems / Battery System / TRAY, Battery / Removal and Installation

BATTERY TRAY**REMOVAL****NOTE:**

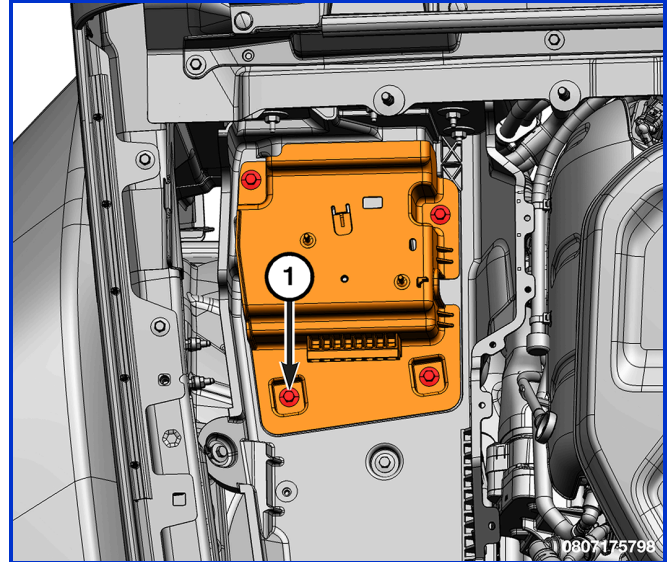
Left hand drive shown. Right hand drive similar with the battery and related components packaged on the left side of the engine compartment.

1. Power down the 12-volt system ([Refer to 08 - Electrical/Battery System/Standard Procedure](#)).
2. Remove the air filter assembly ([Refer to 09 - Engine/Air Intake System/BODY, Air Cleaner/Removal and Installation](#)).
3. Remove the battery.
4. Remove the Power Distribution Center (PDC) ([Refer to 08 - Electrical/8W - Power Distribution/CENTER, Power Distribution \(PDC\) /Removal and Installation](#)).
5. Remove the fasteners and remove the PDC bracket from the vehicle



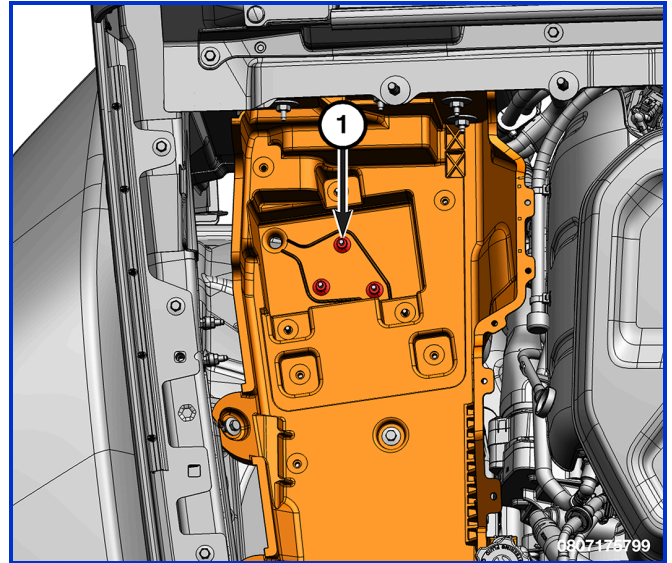
- 1 - Fasteners
- 2 - PDC Bracket

6. Remove the fasteners that secure the cover from the battery tray.



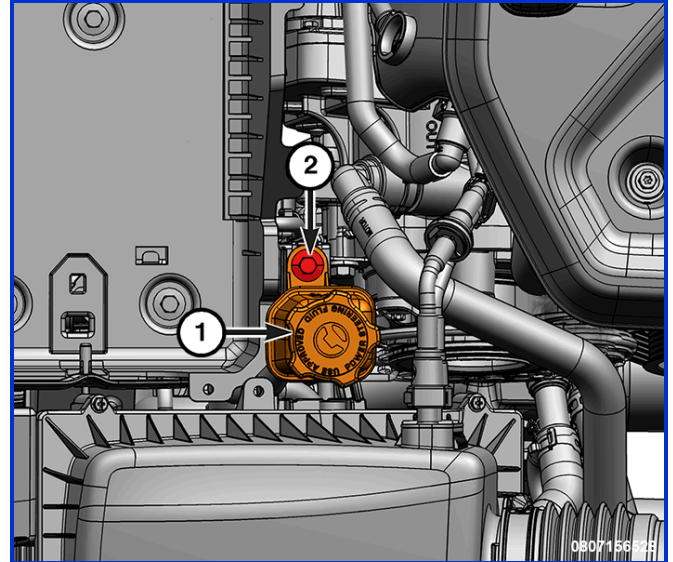
1 - Fasteners

7. Remove the fasteners that secure the three way check valve to the battery tray.



1 - Fasteners


8. Remove the bolt and position aside the power steering reservoir.



1 - Power Steering Reservoir

2 - Bolt

9. Remove and **DISCARD** the battery tray bolts and nuts.
10. Remove and **DISCARD** the two battery tray to bracket bolts.
11. Lift the battery tray out of the engine compartment and remove from the vehicle.

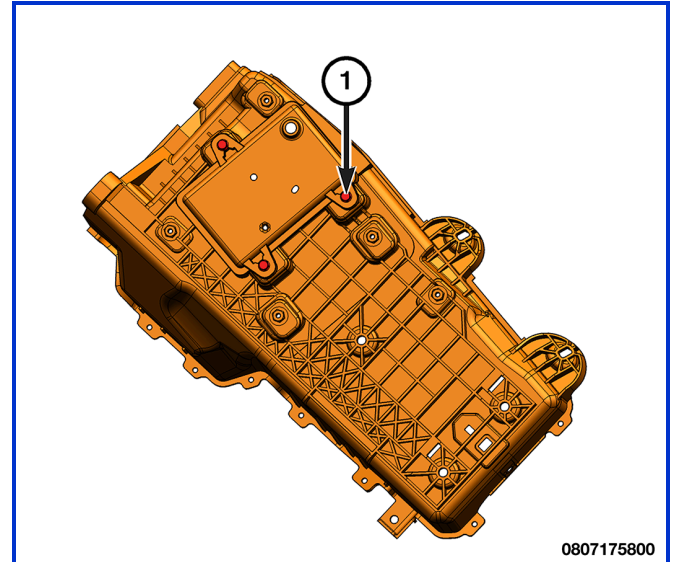


1 - Bracket Bolts

2 - Battery Tray Bolts

3 - Battery Tray Nuts

12. If needed, remove the fasteners that secure the auxiliary battery opening cover from the battery tray.



1 - Fasteners

INSTALLATION

Follow the removal procedure in reverse for general reassembly of the components on the vehicle. The steps listed below are calling out specific procedures that should be followed during installation.

- When replacing the battery, the thermal guard **MUST** be transferred to the new battery (if equipped).
- Inspect the battery, battery cables and ventilation tube integrity before installation.
- Power up the 12-volt system ([Refer to 08 - Electrical/Battery System/Standard Procedure](#)).

+ TORQUE SPECIFICATIONS - BATTERY