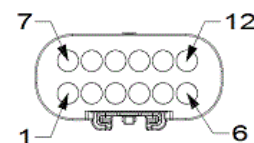
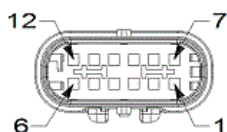
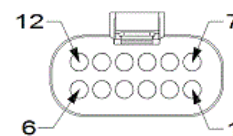
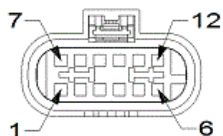


XY500A

**Connector No:** XY500A  
**Option:**

**Connector Details**

Color	BLACK	
Part Number	Body (Standard)	807-479-501
	REAR BUMPER	807-378-501
Repair Kit Part Number	Body (Standard)	TBD Grp
	REAR BUMPER	
Part Description	(Standard)	~~
Cavity Count	12	
Location View	<a href="#">Body</a> (Standard)	
	<a href="#">REAR BUMPER</a>	

**Connector Views****REAR BUMPER****Mating Side:****Isometric View:****Wire Insertion Side:****Body****Mating Side:****Isometric View:****Wire Insertion Side:**

**NOTE:** When connector cavities are identified as "NO CONNECT" in the following table, there may be "Dummy (blunt cut) wires" or Cavities may be "Open", "Plugged, or "Flashed over" depending on vehicle option content.

Pin	Harness Family	Circuit	Circuit Functions	Color	Gauge/Size	Option
1	All Variants	D704	PARK ASSIST SIGNAL 10	WH / DG	0.35	
2	All Variants	D701	PARK ASSIST SIGNAL 8	WH / BU	0.35	
3	All Variants	D703	PARK ASSIST SIGNAL 9	WH / OG	0.35	
4	All Variants	L3	LICENSE PLATE LAMP DRIVER	WH / DB	0.50	
5	All Variants	D710	PARK ASSIST SIGNAL 11	WH	0.35	
6	All Variants	L898	FOG RR LAMP FEED 2	WH / DG	0.50	
7	All Variants	N0	NO CONNECT	NA	0	



Pin	Harness Family	Circuit	Circuit Functions	Color	Gauge/Size	Option
8	Body	Z915	GROUND	BK	0.50	
	REAR BUMPER	Z915	GROUND	BK	0.50	LATE BUILD
	REAR BUMPER	Z919	GROUND	BK	0.35	EARLY BUILD
9	All Variants	X700	REAR PARK ASSIST SENSOR SUPPLY	GY / OG	0.35	
10	All Variants	X750	REAR PARK ASSIST SENSOR GROUND	GY / BU	0.35	
11	All Variants	N0	NO CONNECT	NA	0	
12	All Variants	L899	REAR FOG LAMP FEED	WH / OG	0.50	
13	All Variants	N0	NO CONNECT	NA	0	
14	All Variants	N0	NO CONNECT	NA	0	
15	All Variants	N0	NO CONNECT	NA	0	
16	All Variants	N0	NO CONNECT	NA	0	